



Schottky Barrier Diode

SB340R

FEATURES


- Low Forward Voltage Drop.
- Guard Ring Construction For Transient Protection.
- Negligible Reverse Recovery Time.
- Low Reverse Capacitance.



Lead-free

APPLICATIONS

- Schottky barrier switching.



ORDERING INFORMATION

Type No.	Marking	Package Code
SB340R	FL4	SOT-23

MAXIMUM RATING @ Ta=25°C unless otherwise specified

Parameter	Symbol	Value	Unit
Peak Repetitive Peak reverse voltage	V_{RR}	40	V
Working Peak	V_{RWM}		
DC Reverse Voltage	V_R		
RMS Reverse Voltage	$V_{R(RMS)}$	28	V
Forward Continuous Current	I_F	350	mA
Repetitive Peak Forward Current @t≤1.0s	I_{FRM}	1.5	A
Power Dissipation	P_d	350	mW
Thermal Resistance Junction to Ambient	$R_{\theta JA}$	300	°C/W
Storage temperature	T_{stg}	-65 to +125	°C



Schottky Barrier Diode

SB340R

ELECTRICAL CHARACTERISTICS @ Ta=25°C unless otherwise specified

Parameter	Symbol	Min.	Typ.	Max.	Unit	Conditions
Reverse Breakdown Voltage	$V_{(BR)R}$	40			V	$I_R=10\mu A$
Forward voltage	V_F			0.37 0.60	V	$I_F=20mA$ $I_F=200mA$
Reverse current	I_{RM}			5.0	μA	$V_R=30V$
Capacitance between terminals	C_T		50		pF	$V_R=0, f=1MHz$
Reverse Recovery Time	t_{rr}		10		ns	$I_R=I_F=200mA$ $I_{rr}=0.1 \cdot I_R, R_L=100\Omega$

TYPICAL CHARACTERISTICS @ Ta=25°C unless otherwise specified

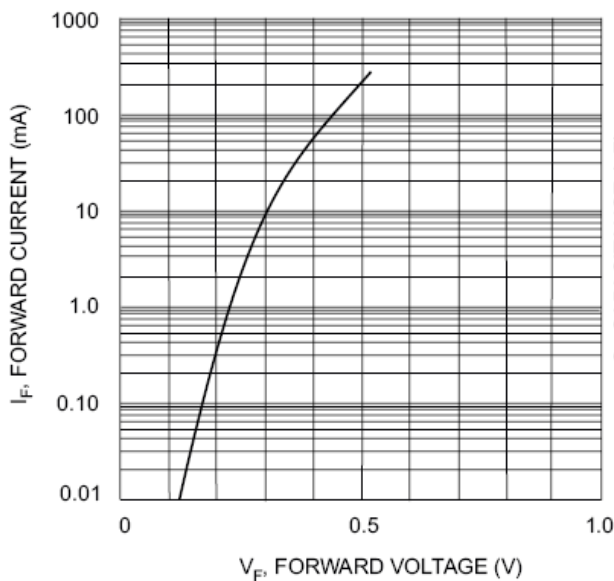


Fig. 1 Typical Forward Characteristics

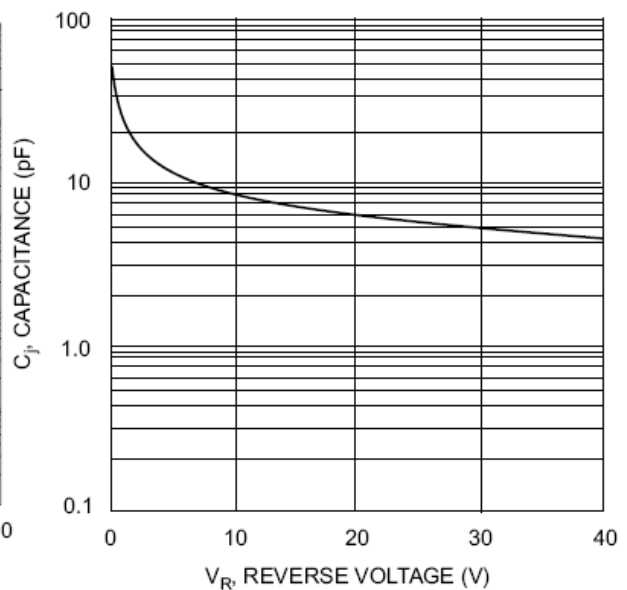


Fig. 2 Typ. Junction Capacitance vs Reverse Voltage



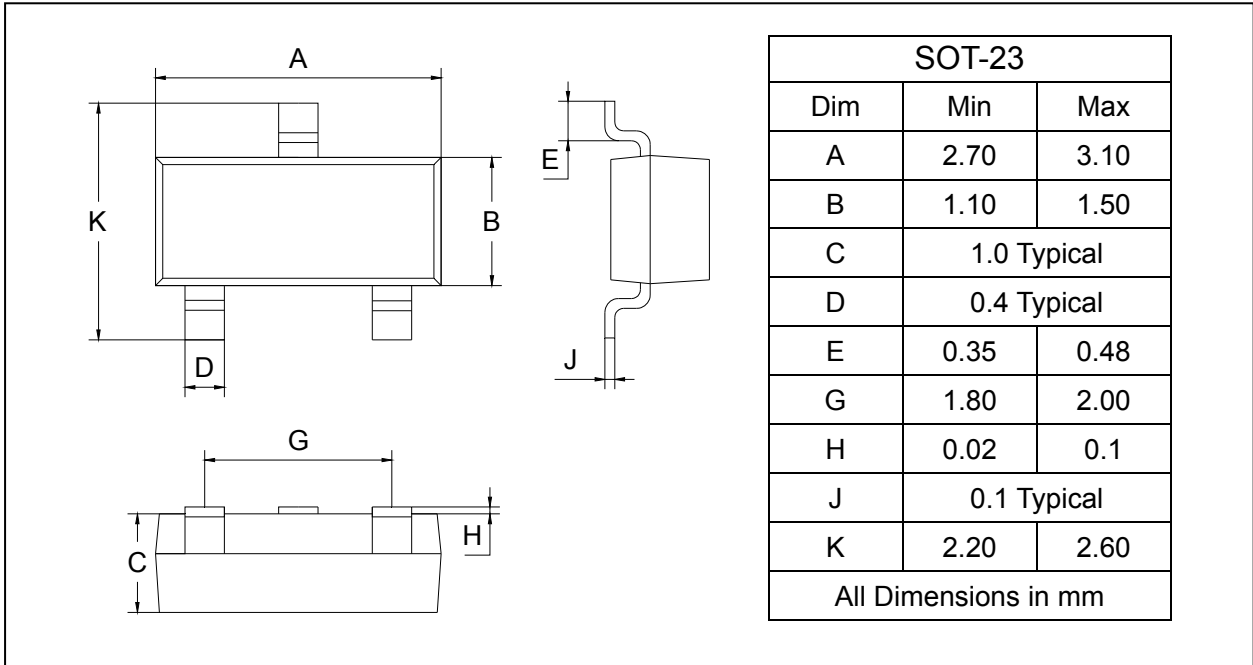
Schottky Barrier Diode

SB340R

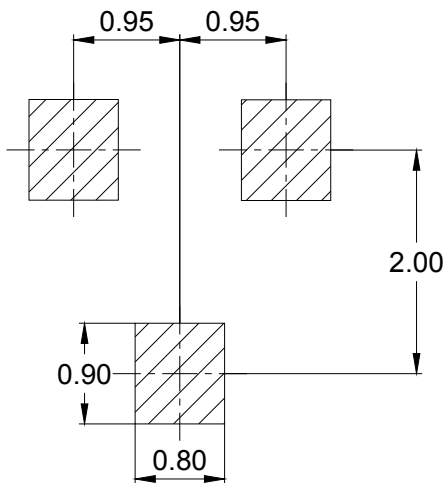
PACKAGE OUTLINE

Plastic surface mounted package

SOT-23



SOLDERING FOOTPRINT



PACKAGE INFORMATION

Device	Package	Shipping
SB340R	SOT-23	3000/Tape&Reel